

What are the scenarios when the security code is prompted?

475 Vishnupriya February 4, 2025 [Getting Started](#) 4578

Security code for Ezsh shell

Overview: This article explains the use of the static security code in Ezsh shell, detailing when it's prompted, how to disable 2FA, and how to set or change the security code in the gateway user's account.



1. The static security code is used only when 2FA is not enabled.

Note: Refer the following articles to disable 2fa

[How to disable 2FA from Ezeelogin GUI?](#)

[Clear two factor authentication](#)

2. The security code would be prompted when you ssh to the [Ezsh shell](#) after entering the user password as shown in the screenshot below.

Enter security code: |










3. You can set or change the security code from the WebGUI under **Account -> Password**

The screenshot displays the Ezeelogin WebGUI interface. On the left, a sidebar menu contains various system management options. The 'Account' option is highlighted with a green box, and its sub-menu 'Password' is also highlighted. The main content area shows a form titled 'Change password, security code, two factor secret'. This form contains several input fields: 'New Password', 'Confirm Password', 'New Security Code', 'Confirm Security Code', 'SSH Key Passphrase', and 'Authorization Password'. Each of the first four fields has a red 'Generate' button below it. Green arrows point to the 'Generate' buttons for 'New Password' and 'New Security Code'. At the bottom right of the form are 'Cancel' and 'Save' buttons. The top of the interface shows the 'Ezeelogin' logo and a user status bar indicating 'Welcome, Administrator Logout'.

Also, an admin user can reset the security code for other users through the WebGUI by navigating to **Users -> clicking on Reset Password**. Refer to the screenshot below.

Ezeelogin Welcome, Administrator Logout

Users find... All Rows Auto

<input type="checkbox"/>	Username ↓	First Name	Last Name	Email	Status	Expiry	User Group	Actions
<input type="checkbox"/>	Aby	Aby	Aby	Aby@zmail.com	Active		Develop	  
<input type="checkbox"/>	Leni	Leni	L	Leni@gmail.com	Active		Develop	  
<input type="checkbox"/>	admin	Administrator			Active		Admins	  

1 - 3 / 3

Ezeelogin

Change password and/or security code - Aby

New Password Generate

New Security Code Generate

Clear Two-Factor Authentication Secret ☐ X

Force Password Change ☐ X

Confirm Password

Confirm Security Code

Authorization Password

Cancel Save

Users find... All

<input type="checkbox"/>	Username ↓	First Name	Last Name	Email	Status	Expiry	User Group
<input checked="" type="checkbox"/>	Aby	Aby	Aby	Aby@zmail.com	Active		Develop

Note:

Authorization Password: The Authorization Password is the password of the currently logged-in user. For example, if logged in as "ezadmin," the password for the "ezadmin" user should be used as the Authorization Password.

It is mandatory to use security code or 2fa while ssh ing to the Ezsh shell.

Related Articles:

[How can i reset password / security code ?](#)

[Is it possible to disable security codes in ssh gateway?](#)

[How to reset Ezeelogin admin user password or security code](#)

[Ezsh shell disallowed](#)

[ezsh segfault or kicked of ezsh ssh session or ssh session crash](#)

[How to view the Help Menu in the ezsh backend shell?](#)

[SAML Authentication in EZSH shell](#)

[How to find a server by its hostname, ip address, very quickly in ezsh shell](#)

Online URL:

<https://www.ezeelogin.com/kb/article/what-are-the-scenarios-when-the-security-code-is-prompted-475.html>