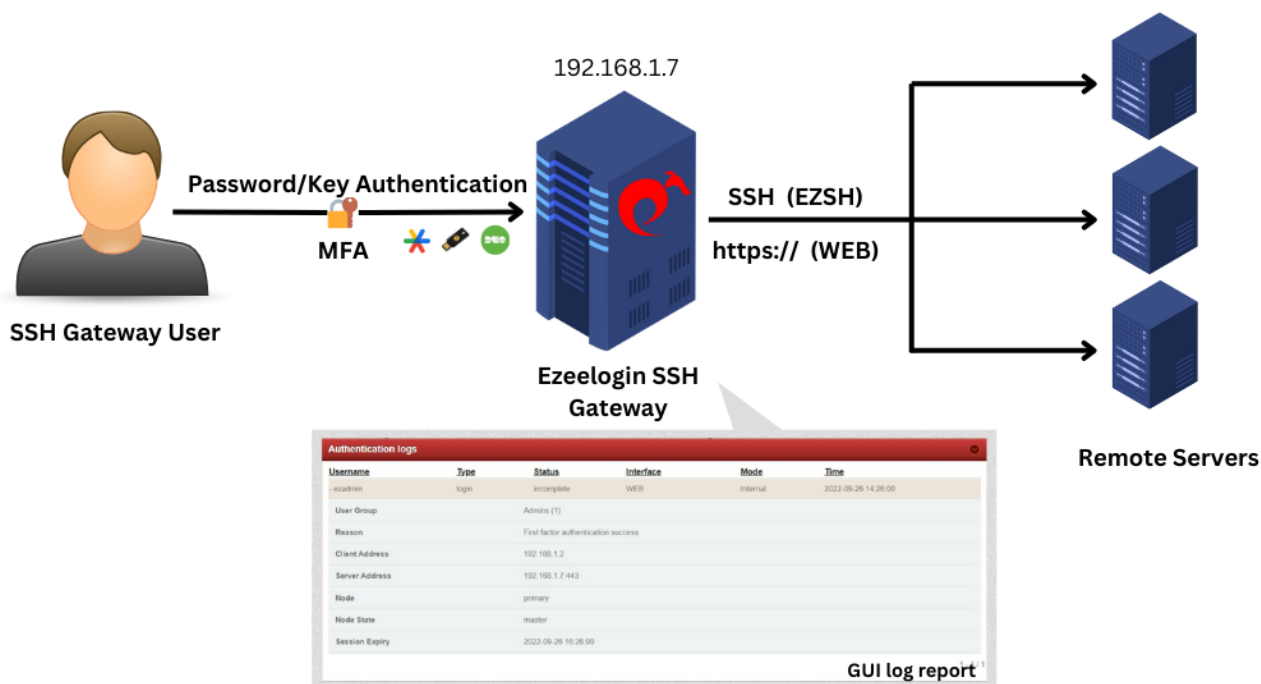


# Authentication Log

537 Nesvin KN February 4, 2025 [Features & Functionalities](#) 3659

## What is Authentication log in Ezeelogin?

- Authentication logs provide a record of authentication-related activities in the Gateway Server.
- It is a component that helps track which gateway users have accessed the Gateway Server through the GUI and backend.
- Additionally, it helps determine whether the Gateway access was successful or ended with issues during login.
- Furthermore, the logs offer insights into the specific two-factor authentication (2FA) methods employed by users to access the Gateway Server.

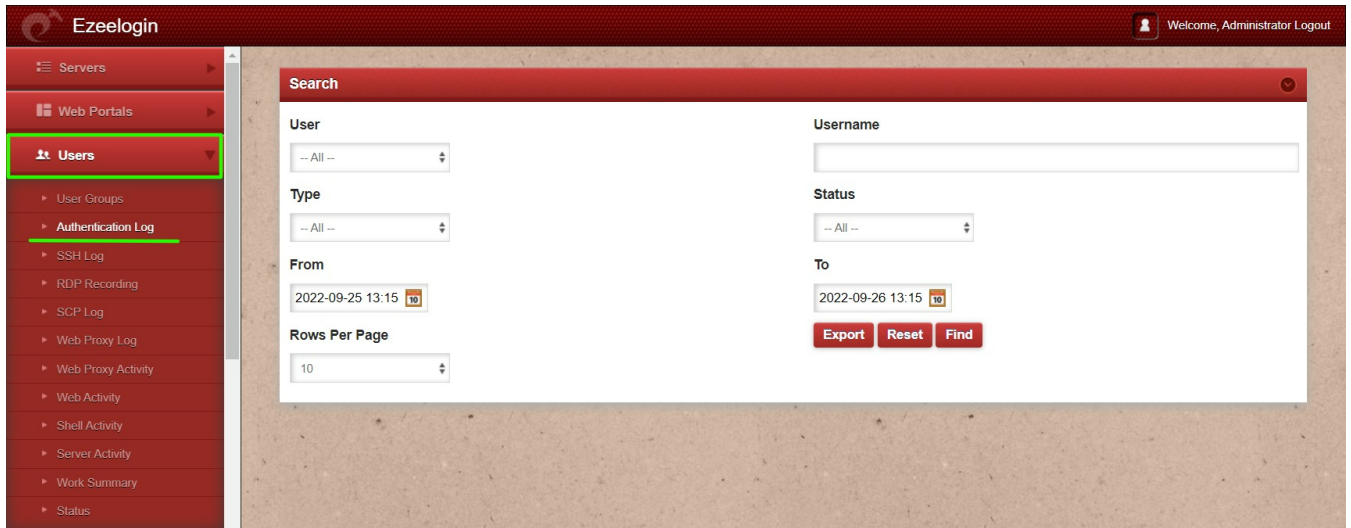


Client Address in Web refers to the computer that is accessing or communicating with a server.

**Overview:** This article explains how to access and interpret authentication logs in Ezeelogin, detailing how to track user login attempts, including failed logins, incorrect two-factor authentication, successful logins, and logouts. It also covers how to export the logs in .csv format for further analysis.

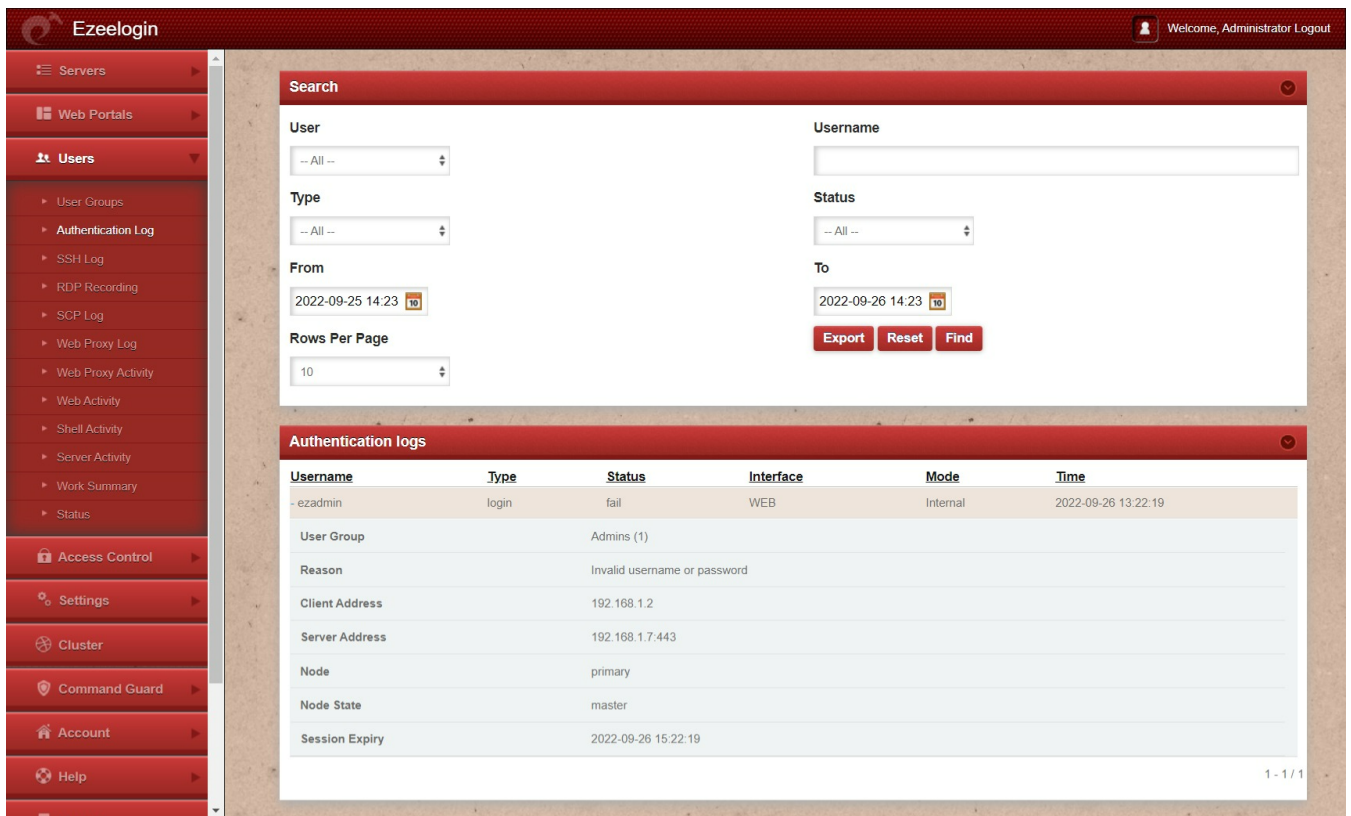
## Accessing Authentication Logs in the Ezeelogin GUI

Login to Ezeelogin GUI -> Users -> Authentication Log -> Find



Refer to sample screenshots and details of the Authentication Log.

1. When a user fails to log in with an incorrect password in the GUI.



2. When the user uses the wrong two-factor authentication in GUI.

Ezeelogin

Welcome, Administrator Logout

Servers

Web Portals

Users

User Groups

Authentication Log

SSH Log

RDP Recording

SCP Log

Web Proxy Log

Web Proxy Activity

Web Activity

Shell Activity

Server Activity

Work Summary

Status

Access Control

Settings

Cluster

Command Guard

Account

Help

Search

User

-- All --

Type

-- All --

From

2022-09-25 14:26

Rows Per Page

10

Username

Status

-- All --

To

2022-09-26 14:26

Export

Reset

Find

Authentication logs

Username	Type	Status	Interface	Mode	Time
- ezadmin	login	incomplete	WEB	Internal	2022-09-26 14:26:00
User Group		Admins (1)			
Reason		First factor authentication success			
Client Address		192.168.1.2			
Server Address		192.168.1.7:443			
Node		primary			
Node State		master			
Session Expiry		2022-09-26 16:26:00			

1 - 1 / 1

3. When the user successfully logs in to GUI with the access keyword.

Ezeelogin

Welcome, Administrator Logout

Servers

Web Portals

Users

User Groups

Authentication Log

SSH Log

RDP Recording

SCP Log

Web Proxy Log

Web Proxy Activity

Web Activity

Shell Activity

Server Activity

Work Summary

Status

Access Control

Settings

Cluster

Command Guard

Account

Help

Search

User

-- All --

Type

-- All --

From

2022-09-25 14:29

Rows Per Page

10

Username

Status

-- All --

To

2022-09-26 14:29

Export

Reset

Find

Authentication logs

Username	Type	Status	Interface	Mode	Time
- ezadmin	login	success	WEB	Internal + Access Keyword	2022-09-26 14:28:41
User Group		Admins (1)			
Client Address		192.168.1.2			
Server Address		192.168.1.7:443			
Node		primary			
Node State		master			
Session Expiry		2022-09-26 16:28:41			

1 - 1 / 1

4. When a user fails to login to ezsh with the wrong two-factor authentication.

Ezeelogin

Welcome, Administrator Logout

Servers
Web Portals
**Users**
User Groups
Authentication Log
SSH Log
RDP Recording
SCP Log
Web Proxy Log
Web Proxy Activity
Web Activity
Shell Activity
Server Activity
Work Summary
Status
Access Control
Settings
Cluster
Command Guard
Account
Help

Search

User

-- All --

Type

-- All --

From

2022-09-25 14:32

Rows Per Page

10

Username

Status

-- All --

To

2022-09-26 14:32

Export

Reset

Find

Authentication logs

Username	Type	Status	Interface	Mode	Time
- ezadmin	login	incomplete	EZSH	System	2022-09-26 14:31:08
UID		1001			
User Group		Admins (1)			
Client Address		192.168.1.2:62276			
Server Address		192.168.1.7:22			
Node		primary			
Node State		master			

1 - 1 / 1

5. When a user successfully logout from GUI.

Ezeelogin

Welcome, Administrator Logout

Servers
Web Portals
**Users**
User Groups
Authentication Log
SSH Log
RDP Recording
SCP Log
Web Proxy Log
Web Proxy Activity
Web Activity
Shell Activity
Server Activity
Work Summary
Status
Access Control
Settings
Cluster
Command Guard
Account
Help

Search

User

-- All --

Type

-- All --

From

2022-09-25 14:48

Rows Per Page

10

Username

Status

-- All --

To

2022-09-26 12:00

Export

Reset

Find

Authentication logs

Username	Type	Status	Interface	Mode	Time
- ezadmin	logout	success	WEB		2022-09-26 14:37:13
User Group		Admins (1)			
Client Address		192.168.1.2			
Server Address		192.168.1.7:80			
Node		primary			
Node State		master			
Session Expiry		2022-09-26 16:37:13			

1 - 1 / 1

6. When a user successfully logout from ezsh.



Ezeelogin

Welcome, Administrator Logout

Servers

Web Portals

Users

User Groups

Authentication Log

SSH Log

RDP Recording

SCP Log

Web Proxy Log

Web Proxy Activity

Web Activity

Shell Activity

Server Activity

Work Summary

Status

Access Control

Settings

Cluster

Command Guard

Account

Help

Search

User

-- All --

Type

-- All --

From

2022-09-25 14:51

Rows Per Page

10

Username

Status

-- All --

To

Export

Reset

Find

Authentication logs

Username	Type	Status	Interface	Mode	Time
- ezadmin	logout	success	EZSH	System + Security Code	2022-09-26 14:50:42
UID					
1001					
User Group					
Admins (1)					
Client Address					
192.168.1.2:62278					
Server Address					
192.168.1.7:22					
Node					
primary					
Node State					
master					

1 - 1 / 1

## How to export Authentication Log ?

You can download all the authentication logs of the users in .csv format by clicking on export.

Ezeelogin

authlog.csv  
5.1 KB • Done

me, Admin Logout

Servers

Web Portals

Users

User Groups

Authentication Log

SSH Log

RDP Recording

SCP Log

Web Proxy Log

Web Proxy Activity

Web Activity

Shell Activity

Server Activity

Work Summary

Status

Access Control

Settings

Cluster

Command Guard

Search

User

admin

Type

-- All --

From

2024-04-11 06:36

Rows Per Page

10

Username

Status

-- All --

To

2024-04-13 06:36

Export

Reset

Find

Authentication logs

Username	Type	Status	Interface	Mode	Time
+ admin	login	success	WEB	Internal + Access Keyword	2024-04-12 06:36:50
+ admin	login	incomplete	WEB	Internal	2024-04-12 06:36:41
+ admin	login	success	WEB	Internal + Access Keyword	2024-04-12 06:33:35
+ admin	login	incomplete	WEB	Internal	2024-04-12 06:33:25
+ admin	login	incomplete	WEB	Internal	2024-04-12 06:33:10
+ admin	login	success	WEB	Internal + Access Keyword	2024-04-12 03:09:25
+ admin	login	incomplete	WEB	Internal	2024-04-12 03:09:19

https://192.168.1.40/ezeelogin/index.php/base#

## Related Articles:

[How to find detailed Web Activity Log in Ezeelogin?](#)

[Web Proxy Logs And Web Proxy Activity Logs](#)

Different logs of user

Online URL: <https://www.ezeelogin.com/kb/article/authentication-log-537.html>